

Superkarts - Qualifying 2

21 - 23 October 2011

Combined result after Qualifying 2

Assen - 4555 mtr.


Pos	Nbr	Name	Car	Qual-1	Qual-2	Fastest	Gap
1	4	Marcel Maasmann (NL)	Anderson/ FPE	1:37.551	1:47.539	1:37.551	
2	26	Jurgen Reinke (DE)	Anderson/DEA	1:38.820	1:40.143	1:38.820	1.269
3	75	Priscilla Speelman (NL)	Anderson/FPE	1:39.380	1:39.782	1:39.380	1.829
4	14	Daniel Hentschel (DE)	Anderson/DEA		1:39.382	1:39.382	1.831
5	49	Chris Needham (GB)	Anderson/FPE	1:40.001	1:39.540	1:39.540	1.989
6	17	Tony Alghren (SE)	PVP/PVP	1:40.857	1:39.640	1:39.640	2.089
7	90	Charles Craven (GB)	Anderson/FPE	1:40.036	1:42.235	1:40.036	2.485
8	18	Dave Harvey (GB)	Anderson/FPE	1:40.683	1:41.116	1:40.683	3.132
9	6	Adam Kout (CZ)	MS/VM		1:40.915	1:40.915	3.364
10	84	Kevin Waring (GB)	Anderson/FPE	1:43.399	1:40.970	1:40.970	3.419
11	88	Kevin Busby (GB)	Anderson/FPE	1:41.105	1:41.246	1:41.105	3.554
12	71	Stefan Malm (SE)	Scherman/PVP		1:41.468	1:41.468	3.917
13	35	Robert Dirks (NL)	MS/VM	1:43.432	1:41.925	1:41.925	4.374
14	36	Romano de Ruit (NL)	MS/VM		1:42.607	1:42.607	5.056
15	85	Gary Parkes (GB)	Anderson/FPE	1:42.803	1:43.019	1:42.803	5.252
16	27	Marko Laine (FR)	MS/VM	1:43.119	1:43.444	1:43.119	5.568
17	39	Laurens Westerdijk (NL)	MS/VM	1:46.787	1:43.213	1:43.213	5.662
18	97	Mark Verhaar (NL)	MS/VM	1:43.243	1:44.322	1:43.243	5.692
19	30	Marcel Gorissen (NL)	APG/ROTAX	1:44.950	1:44.485	1:44.485	6.934
20	15	John Dickinson (GB)	Anderson/ BRC	1:44.983	1:45.977	1:44.983	7.432
21	21	Ulli Sieker (DE)	USP/YAMAHA	1:51.401	1:45.815	1:45.815	8.264
22	32	Fokko Zoutman (NL)	MS/TM	1:48.803	1:52.927	1:48.803	11.252
23	68	Timo Spatzek (DE)	Anderson/Rotax	1:53.668	1:49.230	1:49.230	11.679
24	117	Mark Vaughan (GB)	Anderson/Honda	1:49.518	1:49.614	1:49.518	11.967
25	44	Alfred Postema (NL)	PVP/Rotax	1:49.694	1:52.395	1:49.694	12.143
26	41	Simon Rushforth (GB)	SPYDA/PAVESI	1:51.469	1:49.848	1:49.848	12.297
27	150	Mark Nachtegeller (NL)	PVP/SUZUKI	1:49.908	1:50.590	1:49.908	12.357
28	72	Jörg Bernhard (DE)	PVP/PVP	1:50.085		1:50.085	12.534
29	37	Brian Relleke (NL)	MS/VM	1:51.765	1:50.341	1:50.341	12.790
30	73	Hannes Bernhard (DE)	PVP/PVP	1:52.783	1:52.248	1:52.248	14.697

Fastest time : 1:39.382 in lap 7 by nbr. 14 : Daniel Hentschel (Anderson/DEA)

Publication-time

Results and Laptimes : www.raceresults.nu

Results and Laptimes : www.raceresults.nu

Clerk of the course		Timekeeper	
Bobbe Veldkamp	Time Printed :	Sanne van der Meer	
Page 1 of 1	Results remain provisional pending technical examination and decisions from the stewards of the meeting		

Superkarts - Race 1

21 - 23 October 2011
Assen - 4555 mtr.


Pos	Nbr	Name	Car	Gap	Total time	Fastest	In	Avg. Speed
1	4	Marcel Maasmann (NL)	Anderson/ FPE	-- 11 laps --	18:06.462	1:37.660	7	166.02
2	26	Jurgen Reinke (DE)	Anderson/DEA	14.940	18:21.402	1:38.953	3	163.77
3	75	Priscilla Speelman (NL)	Anderson/FPE	15.225	18:21.687	1:38.519	4	163.72
4	6	Adam Kout (CZ)	MS/VM	28.749	18:35.211	1:39.076	3	161.74
5	90	Charles Craven (GB)	Anderson/FPE	34.398	18:40.860	1:40.574	2	160.92
6	84	Kevin Waring (GB)	Anderson/FPE	42.329	18:48.791	1:40.766	2	159.79
7	71	Stefan Malm (SE)	Scherman/PVP	43.065	18:49.527	1:40.758	3	159.69
8	18	Dave Harvey (GB)	Anderson/FPE	43.412	18:49.874	1:40.502	5	159.64
9	88	Kevin Busby (GB)	Anderson/FPE	51.227	18:57.689	1:40.693	4	158.54
10	14	Daniel Hentschel (DE)	Anderson/DEA	59.707	19:06.169	1:39.236	5	157.37
11	97	Mark Verhaar (NL)	MS/VM	1:12.994	19:19.456	1:44.074	10	155.57
12	39	Laurens Westerdijk (NL)	MS/VM	1:20.389	19:26.851	1:43.617	3	154.58
13	21	Ulli Sieker (DE)	USP/YAMAHA	2:05.055	20:11.517	1:46.301	3	148.88
14	49	Chris Needham (GB)	Anderson/FPE	-- 10 laps --	16:48.632	1:39.258	6	162.57
15	37	Brian Relleke (NL)	MS/VM	1:31.061	18:19.693	1:47.141	7	149.11
16	68	Timo Spatzek (DE)	Anderson/Rotax	1:34.427	18:23.059	1:47.419	10	148.65
17	117	Mark Vaughan (GB)	Anderson/Honda	1:39.661	18:28.293	1:48.747	8	147.95
18	32	Fokko Zoutman (NL)	MS/TM	1:41.758	18:30.390	1:49.171	5	147.67
19	41	Simon Rushforth (GB)	SPYDA/PAVESI	2:06.678	18:55.310	1:50.263	4	144.43
20	17	Tony Alghren (SE)	PVP/PVP	-- 8 laps --	13:43.784	1:38.986	3	159.24
21	44	Alfred Postema (NL)	PVP/Rotax	6:10.970	19:54.754	1:50.414	8	109.80
NOT CLASSIFIED Classification Limit (75% of 11 laps) = 8 laps								
DNC	73	Hannes Bernhard (DE)	PVP/PVP	-- 7 laps --	13:13.770	1:50.216	6	144.60
DNC	85	Gary Parkes (GB)	Anderson/FPE	-- 6 laps --	10:41.376	1:40.983	3	153.40
DNC	72	Jörg Bernhard (DE)	PVP/PVP	9.154	10:50.530	1:45.031	6	151.24
DNC	30	Marcel Gorissen (NL)	APG/ROTAX	-- 3 laps --	6:05.215	1:46.282	2	134.69
DNC	15	John Dickinson (GB)	Anderson/ BRC	-- 2 laps --	3:54.288	1:51.021	1	139.98
DNC	36	Romano de Ruit (NL)	MS/VM				0	
DNC	27	Marko Laine (FR)	MS/VM				0	
DNC	35	Robert Dirks (NL)	MS/VM				0	
DNC	150	Mark Nachtegeller (NL)	PVP/SUZUKI				0	

Fastest time : 1:37.660 in lap 7 by nbr. 4 : Marcel Maasmann (Anderson/ FPE)

Publication-time

Results and Laptimes : www.raceresults.nu

Results and Laptimes : www.raceresults.nu

Clerk of the course		Timekeeper	
Bobbe Veldkamp	Time Printed :	Sanne van der Meer	
Page 1 of 1	Results remain provisional pending technical examination and decisions from the stewards of the meeting		

Superkarts - Race 2

21 - 23 October 2011
Assen - 4555 mtr.


Pos	Nbr	Name	Car	Gap	Total time	Fastest	In	Avg. Speed
1	14	Daniel Hentschel (DE)	Anderson/DEA	-- 11 laps --	18:17.131	1:38.177	4	164.40
2	17	Tony Alghren (SE)	PVP/PVP	13.390	18:30.521	1:39.519	3	162.42
3	71	Stefan Malm (SE)	Scherman/PVP	28.388	18:45.519	1:40.858	9	160.26
4	90	Charles Craven (GB)	Anderson/FPE	33.069	18:50.200	1:41.855	2	159.59
5	18	Dave Harvey (GB)	Anderson/FPE	33.239	18:50.370	1:41.516	5	159.57
6	88	Kevin Busby (GB)	Anderson/FPE	39.025	18:56.156	1:40.575	7	158.76
7	35	Robert Dirks (NL)	MS/VM	45.220	19:02.351	1:42.795	9	157.90
8	72	Jörg Bernhard (DE)	PVP/PVP	1:35.926	19:53.057	1:46.676	6	151.18
9	39	Laurens Westerdijk (NL)	MS/VM	1:40.233	19:57.364	1:42.869	11	150.64
10	117	Mark Vaughan (GB)	Anderson/Honda	-- 10 laps --	18:33.220	1:49.838	8	147.30
11	150	Mark Nachtegeller (NL)	PVP/SUZUKI	1.537	18:34.757	1:49.700	8	147.09
12	32	Fokko Zoutman (NL)	MS/TM	1.538	18:34.758	1:49.695	9	147.09
13	30	Marcel Gorissen (NL)	APG/ROTAX	7.332	18:40.552	1:45.239	5	146.33
14	37	Brian Relleke (NL)	MS/VM	10.463	18:43.683	1:47.862	3	145.93
15	41	Simon Rushforth (GB)	SPYDA/PAVESI	21.671	18:54.891	1:50.423	6	144.48
16	73	Hannes Bernhard (DE)	PVP/PVP	29.272	19:02.492	1:52.042	3	143.52
17	26	Jurgen Reinke (DE)	Anderson/DEA	-- 9 laps --	17:48.613	1:39.492	2	138.10
18	75	Priscilla Speelman (NL)	Anderson/FPE	1:43.940	19:32.553	1:41.737	6	125.86
NOT CLASSIFIED		Classification Limit (75% of 11 laps) = 8 laps						
DNC	21	Ulli Sieker (DE)	USP/YAMAHA	-- 7 laps --	12:50.333	1:48.518	3	149.00
DNC	84	Kevin Waring (GB)	Anderson/FPE	2:32.143	15:22.476	1:42.514	3	124.43
DNC	44	Alfred Postema (NL)	PVP/Rotax	5:08.988	17:59.321	1:51.394	4	106.35
DNC	6	Adam Kout (CZ)	MS/VM	-- 5 laps --	8:33.943	1:39.453	3	159.53
DNC	4	Marcel Maasmann (NL)	Anderson/ FPE	-- 2 laps --	4:05.249	1:43.007	1	133.72
DNC	27	Marko Laine (FR)	MS/VM	-- 1 laps --	1:50.384	1:46.414	1	148.55
DNC	97	Mark Verhaar (NL)	MS/VM	1.601	1:51.985	1:47.951	1	146.43
DNC	85	Gary Parkes (GB)	Anderson/FPE	2:05.513	3:55.897		0	69.51
DNC	49	Chris Needham (GB)	Anderson/FPE				0	

Fastest time : 1:38.177 in lap 4 by nbr. 14 : Daniel Hentschel (Anderson/DEA)

Publication-time

Results and Laptimes : www.raceresults.nu

Results and Laptimes : www.raceresults.nu

Clerk of the course		Timekeeper	
Bobbe Veldkamp	Time Printed :	Sanne van der Meer	
Page 1 of 1	Results remain provisional pending technical examination and decisions from the stewards of the meeting		